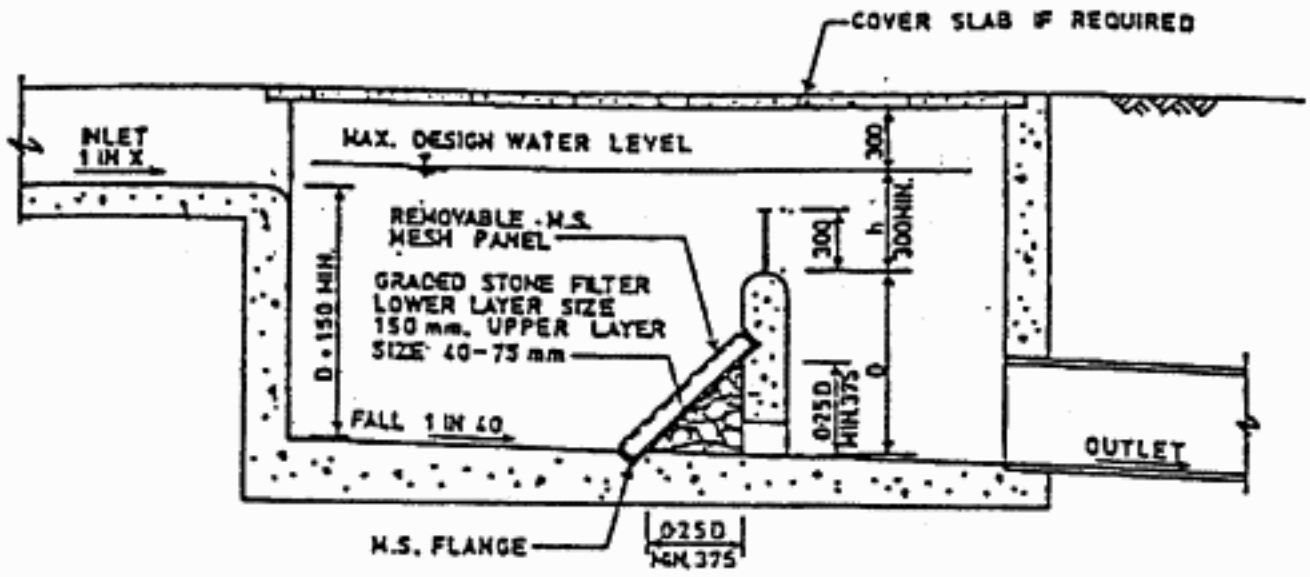

SECTION A-A

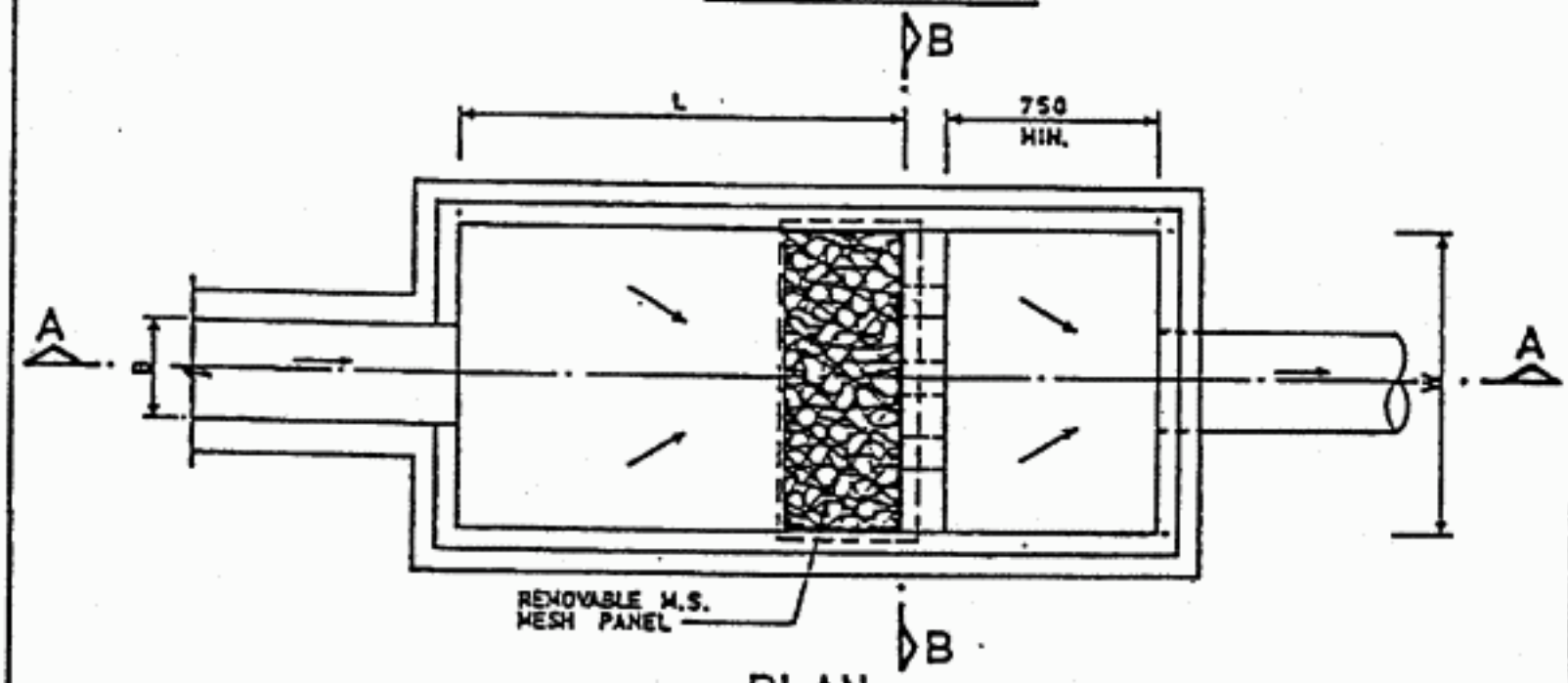

PLAN
(COVER SLAB NOT SHOWN)

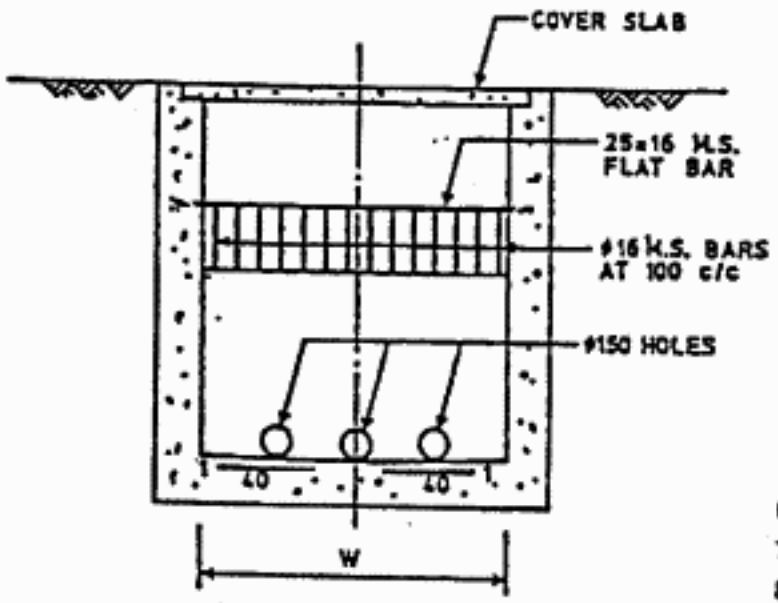

SECTION B-B

NOTES:-

1. All dimensions are in millimetres.
2. Normally for drains of 900 mm dia. and below. For bigger drains and steep terrain, sand trap should be specially designed.
3. SIZE:-
   Depth $D < 750$; Width $W \geq 3B$
   Length $L = 4.8\, D^{0.67}\, h^{0.5}\, X^{-0.5} \geq 4B$
4. Graded stone filter shall be crusher run granite aggregate.
5. CAPACITY:- D.W.L. to be according to size and nature of catchment, providing detention time not less than 5 minutes for max. design flow of inlet.
6. All mild steel structures to be hot dip galvanized.
7. Reinforcement to be specified.
8. Wall and slab thicknesses to be specified.

REF.	REVISION	SIGNATURE	DATE

SAND TRAP

CIVIL ENGINEERING DEPARTMENT
GEOTECHNICAL ENGINEERING OFFICE

SCALE : DIAGRAMMATIC

DATE : MAY 1990

DRAWING NO.
GC 1034